

2020-2021

Audited

Financial Statements





ARIZONA STATE UNIVERSITY FOUNDATION

For A New American University

FINANCIAL STATEMENTS

June 30, 2021

ARIZONA STATE UNIVERSITY FOUNDATION
For A New American University

FINANCIAL STATEMENTS

June 30, 2021

CONTENTS

	<u>Pages</u>
MANAGEMENT'S DISCUSSION AND ANALYSIS (UNAUDITED)	3
REPORT OF INDEPENDENT CERTIFIED PUBLIC ACCOUNTANTS	7
FINANCIAL STATEMENTS	
Statement of Financial Position	9
Statement of Activities	10
Statement of Functional Expenses	11
Statement of Cash Flows	12
Notes to Financial Statements	13

Management's Discussion and Analysis (unaudited)

INTRODUCTION

The Arizona State University Foundation for A New American University (Foundation) was incorporated in 1955 to use philanthropy to help meet the needs of Arizona State University (ASU or University), the largest public university in the United States under a single administration, and one ranked as the most innovative by *U.S. News & World Report*. The University has established itself as the model for a New American University, whose charter describes it as a comprehensive public research university, measured not by whom it excludes, but rather by whom it includes and how they succeed, by advancing research and discovery of public value, and by assuming fundamental responsibility for the economic, social, cultural and overall health of the community it serves.

The mission of the Foundation is simple and direct: to advance the success of the University as a New American University. The Foundation does this by uniting the University and the community as a force for positive change through a variety of means:

- the Foundation's model of donor relations identifies each investor's passion and facilitates a sustainable affiliation between the investor and the University college or institute that shares that passion;
- the Foundation supports the activities of the University through fundraising activities and investment management services; and
- the Foundation encourages and enables individuals and organizations to partner with the University through volunteer opportunities, engagement activities, and financial gifts.

The Foundation continues to be recognized as a top-scoring nonprofit among the foundations related to universities, graduate schools and technological institutes ranked by Charity Navigator, the country's largest and most-utilized evaluator of charities. The Foundation maintains Charity Navigator's premier four-star rating for the ninth consecutive year.

The University continues to provide access to education for qualified students from all walks of life while addressing global challenges and improving the economic and educational endeavors in Arizona and the Foundation remains dedicated to supporting this mission by identifying and securing new partners to invest in these goals, while focusing on controlling costs and generating revenue.

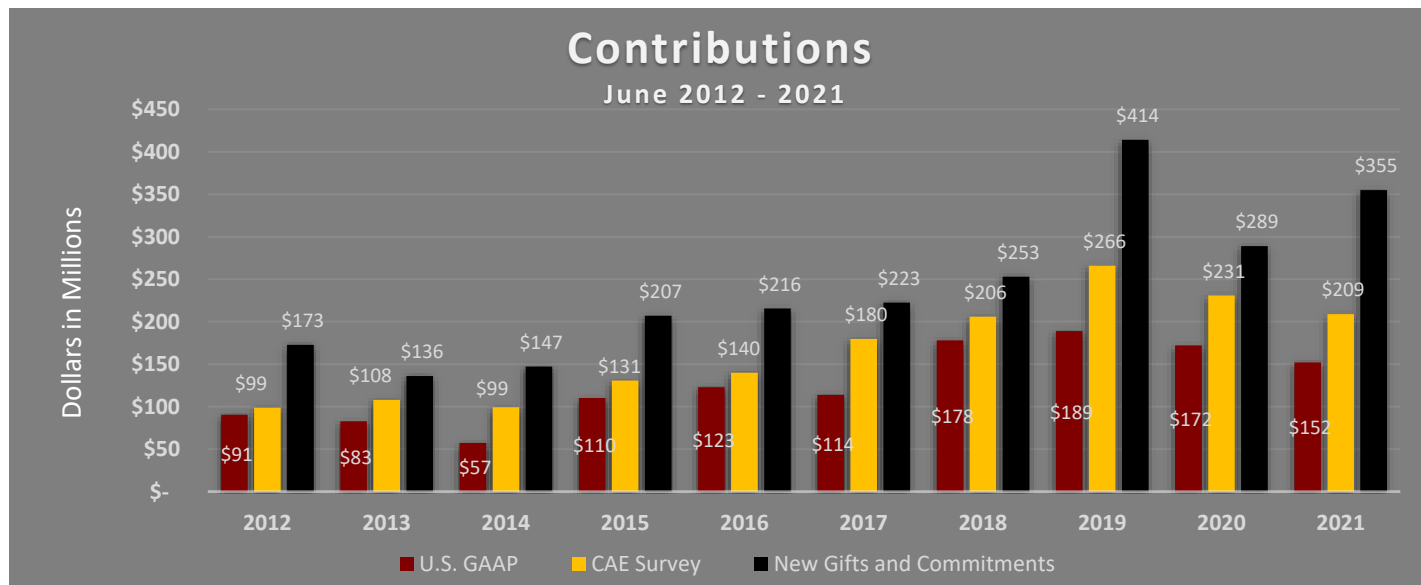
The Foundation is a membership organization with one member, ASU Enterprise Partners (EP). EP has organized its operations to focus on its business lines, which include philanthropy, technology, realty, research and global initiatives. For its administration and back office, the Foundation uses the supporting services provided by EP that include human resources, communications, technology and data management, investment, legal, and financial services. The Foundation's 2021 financial results are summarized in the graphs below.

FUNDRAISING PROGRESS

The Foundation reports its fundraising progress using a variety of measuring methodologies. The attached audited financial statements record contributions according to accounting principles generally accepted in the United States of America (U.S. GAAP). U.S. GAAP requires contribution revenue to be recorded using a full accrual methodology. This methodology includes new pledges in contribution revenue and does not include pledge payments in contribution revenue.

However, the Council for Aid to Education (CAE) publishes a widely used survey called Voluntary Support of Education (VSE), recently acquired by the Council for Advancement and Support of Education using a measuring methodology that counts dollars in the door. This includes pledge payments received in the contribution total, but not new pledges. Another difference in the measuring methodologies is that the CAE survey counts contributions for the entire University enterprise (i.e., the CAE total includes gifts to the Alumni Association, the University, the Foundation itself and Sun Angel Foundation) while the attached audited financial statements include only gifts made to the Foundation.

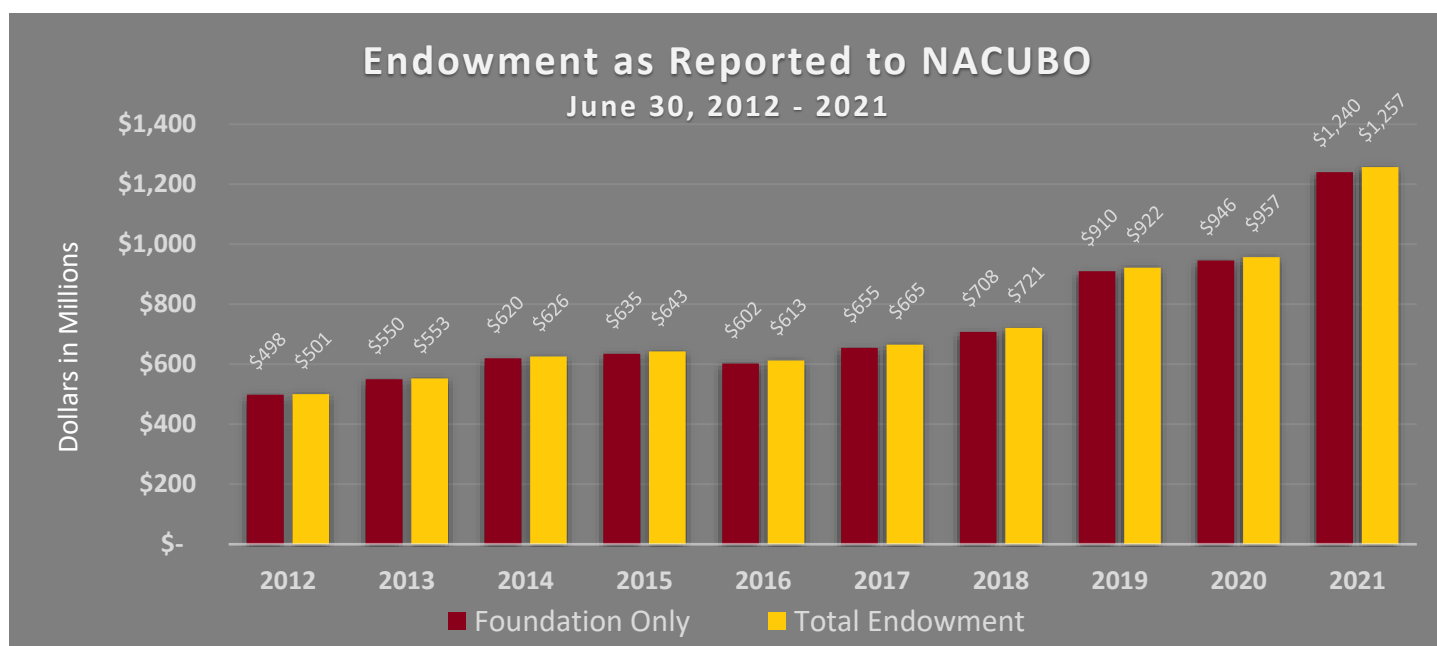
New Gifts and Commitments (NGC) is an internal productivity measure that provides the broadest possible view of the Foundation fundraising progress. Its contribution total includes new pledges, advised bequests, in-kind gifts, and deferred gifts for the entire University community.



ENDOWMENT VALUE

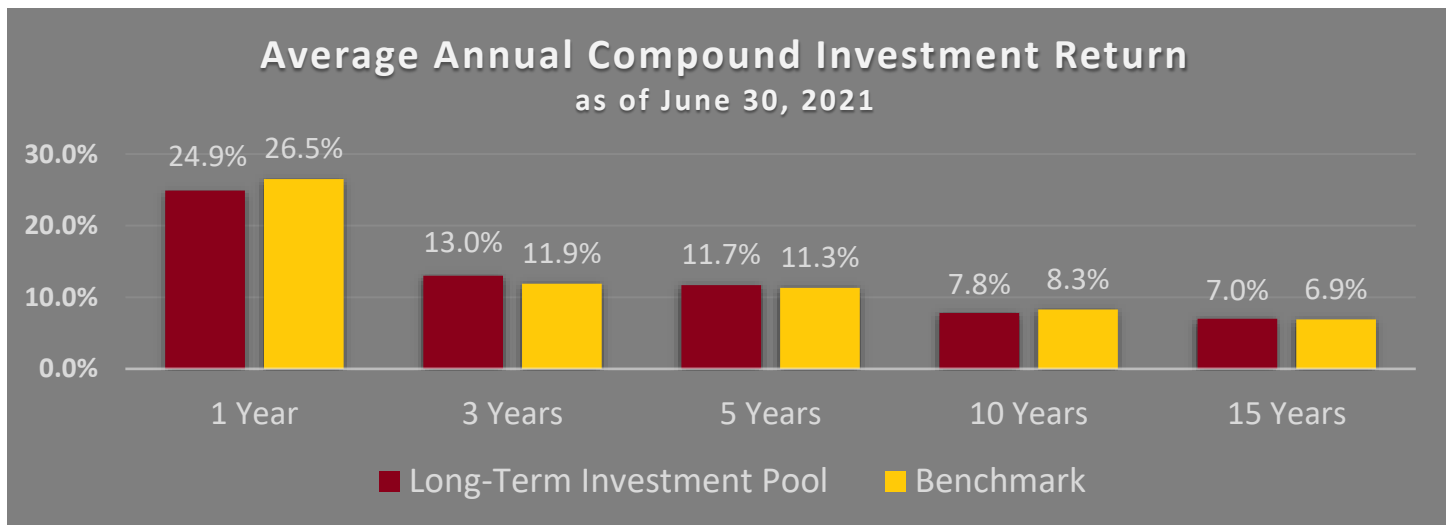
The Foundation reports its endowment value using two different measuring methods as well. The attached audited financial statements report the endowment value for assets held by the Foundation and a related liability for any assets held by the Foundation on behalf of other entities, such as the endowments held in trust for the University and others. The National Association of College and University Business Officers (NACUBO) partners with TIAA to publish the NACUBO-TIAA Study of Endowments (NTSE) survey. This survey counts the ASU endowment value for the entire University enterprise, including assets held by the Foundation, as well as other ASU affiliates. NTSE totals do not reflect a reduction for the corresponding liability for assets held for others that is reported in the U.S. GAAP financial statements.

Endowment gifts are intended to be held in perpetuity with a portion of the income each year made available to spend on University needs. The Foundation's development staff continues to solicit endowment gifts to aid in the endowment's growth.



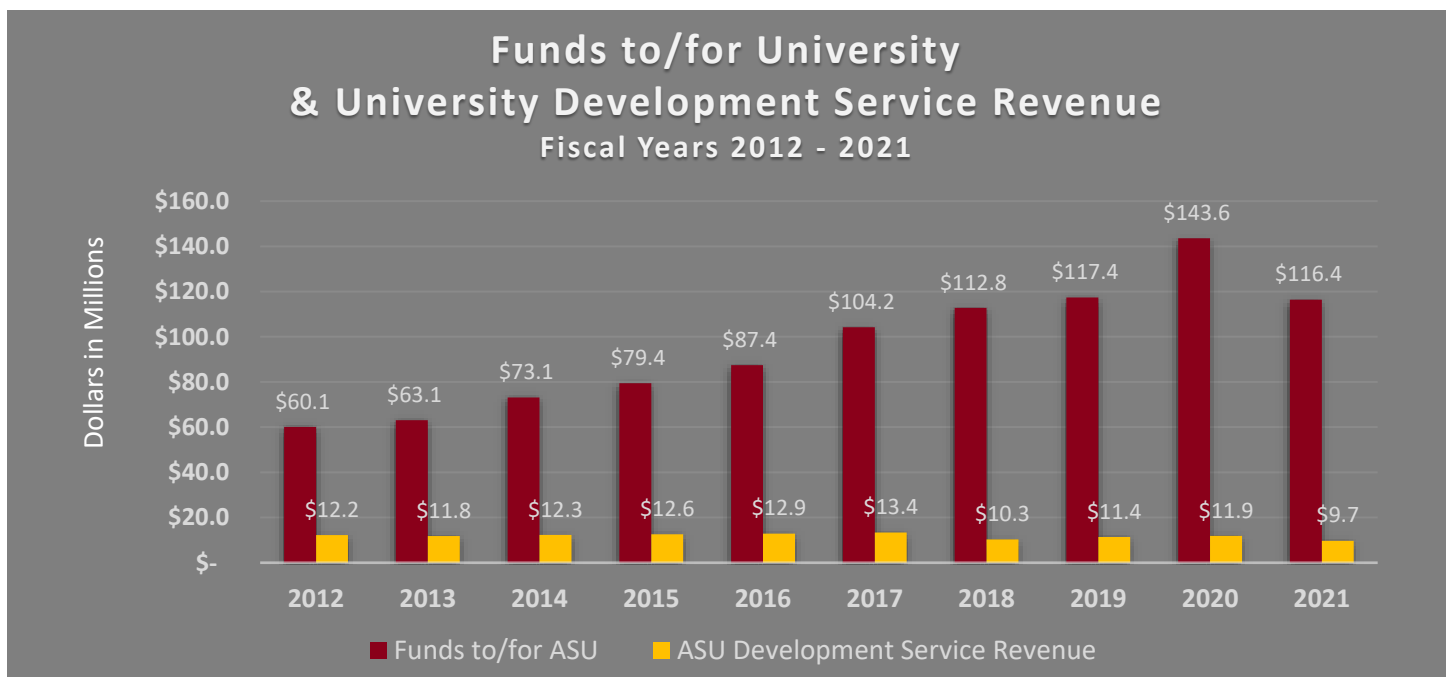
ENDOWMENT INVESTMENT

The Foundation invests the endowment funds under the direction of the Investment Committee of the Board of Directors and under the management of an Outsourced Chief Investment Officer, currently BlackRock, in collaboration with the EP Investment Office. The endowment investment performance is compared to the performance of the benchmark, which is a custom formulated passive index reflecting a similar asset allocation.



SUPPORT TO AND FOR ASU AND ITS STUDENTS AND FACULTY

The main purpose of the Foundation is to provide funding for University programs and activities and to support students and faculty. The sources of these funds are primarily gifts restricted for a period of time or a specific purpose. Many are endowment gifts that provide a portion of the income from the total endowment for each year's spending. Others are gifts received this year, or in previous years, to provide funding for a specific purpose designated by the donor.



FOUNDATION OPERATIONS

The Foundation funds its operations from four sources: 1) EP's Master Services Agreement with the University for development services; 2) asset management fees on the endowment; 3) subsidy from the enterprise reserves; and 4) unrestricted gifts. Despite the impact of the COVID-19 pandemic, the Foundation generated a 23% increase in NGC, maintained high levels of university support, and experienced double-digit growth of its endowment.

CONCLUSION

The University has continued to increase the number of students enrolled, continues to create new knowledge to address global challenges and works to improve the economic and educational endeavors in Arizona. The Foundation remains dedicated to supporting this mission by identifying and securing new partners to invest in these goals, while focusing on controlling costs and generating revenue.

GRANT THORNTON LLP
2555 East Camelback Road, Suite 500
Phoenix, AZ 85016

D 602 474 3400
F 602 474 3421

REPORT OF INDEPENDENT CERTIFIED PUBLIC ACCOUNTANTS

Board of Directors
ASU Enterprise Partners
And Arizona State University Foundation
For A New American University

We have audited the accompanying financial statements of Arizona State University Foundation for A New American University (a nonprofit organization) (the "Organization"), which comprise the statement of financial position as of June 30, 2021, and the related statements of activities, functional expenses, and cash flows for the year then ended, and the related notes to the financial statements.

Management's responsibility for the financial statements

Management is responsible for the preparation and fair presentation of these financial statements in accordance with accounting principles generally accepted in the United States of America; this includes the design, implementation, and maintenance of internal control relevant to the preparation and fair presentation of financial statements that are free from material misstatement, whether due to fraud or error.

Auditor's responsibility

Our responsibility is to express an opinion on these financial statements based on our audit. We conducted our audit in accordance with auditing standards generally accepted in the United States of America. Those standards require that we plan and perform the audit to obtain reasonable assurance about whether the financial statements are free from material misstatement.

An audit involves performing procedures to obtain audit evidence about the amounts and disclosures in the financial statements. The procedures selected depend on the auditor's judgment, including the assessment of the risks of material misstatement of the financial statements, whether due to fraud or error. In making those risk assessments, the auditor considers internal control relevant to the Organization's preparation and fair presentation of the financial statements in order to design audit procedures that are appropriate in the circumstances, but not for the purpose of expressing an opinion on the effectiveness of the Organization's internal control. Accordingly, we express no such opinion. An audit also includes evaluating the appropriateness of accounting policies used and the reasonableness of significant accounting estimates made by management, as well as evaluating the overall presentation of the financial statements.

We believe that the audit evidence we have obtained is sufficient and appropriate to provide a basis for our audit opinion.

Opinion

In our opinion, the financial statements referred to above present fairly, in all material respects, the financial position of Arizona State University Foundation for A New American University as of June 30, 2021, and changes in its net assets and its cash flows for the year then ended in accordance with accounting principles generally accepted in the United States of America.

Other Matters

The management's discussions and analysis on pages 3 through 6 is presented for purposes of additional analysis and is not a required part of the financial statements. Such information has not been subjected to auditing procedures applied in the audit of the financial statements, and accordingly, we do not express an opinion or provide any assurance on it.

Report on 2020 summarized comparative information

We have previously audited the Organization's 2020 consolidated financial statements (not presented herein), and we expressed an unmodified audit opinion on those audited financial statements in our report dated August 31, 2020. In our opinion, the accompanying summarized comparative information as of and for the year ended June 30, 2020 is consistent, in all material respects, with the audited financial statements from which it has been derived.



Phoenix, Arizona
August 31, 2021

ARIZONA STATE UNIVERSITY FOUNDATION
for A New American University
STATEMENT OF FINANCIAL POSITION

June 30, 2021
(with comparative totals for June 30, 2020)

	<u>June 30, 2021</u>	<u>June 30, 2020</u>
ASSETS		
Cash and cash equivalents	\$ 2,814,167	\$ 4,796,588
Receivables		
Pledges receivable, net	144,040,885	165,353,667
Charitable trusts receivable	1,719,895	1,858,725
Other receivables, net	1,598,269	3,353,076
Total receivables	<u>147,359,049</u>	<u>170,565,468</u>
Investments	1,453,764,624	1,119,885,582
Land and buildings held for investment	676,030	682,280
Assets held under split-interest agreements	10,393,069	6,594,526
Property and equipment, net	2,978	4,465
Other assets	10,141,102	1,551,064
TOTAL ASSETS	<u><u>\$ 1,625,151,019</u></u>	<u><u>\$ 1,304,079,973</u></u>
LIABILITIES		
Accounts payable and other liabilities	\$ 2,931,880	\$ 4,669,396
Assets held for other entities	432,561,823	300,796,363
Obligations under split-interest agreements	4,955,173	2,898,332
TOTAL LIABILITIES	<u>440,448,876</u>	<u>308,364,091</u>
NET ASSETS		
Without donor restrictions	2,307,750	2,250,734
With donor restrictions		
Temporarily restricted	558,050,373	389,736,818
Permanently restricted	624,344,020	603,728,330
Total with donor restrictions	<u>1,182,394,393</u>	<u>993,465,148</u>
TOTAL NET ASSETS	<u>1,184,702,143</u>	<u>995,715,882</u>
TOTAL LIABILITIES AND NET ASSETS	<u><u>\$ 1,625,151,019</u></u>	<u><u>\$ 1,304,079,973</u></u>

See Notes to Financial Statements

**ARIZONA STATE UNIVERSITY FOUNDATION
for A New American University
STATEMENT OF ACTIVITIES**

Year Ended June 30, 2021
(with comparative totals for year ended June 30, 2020)

	Year Ended June 30, 2021					Year Ended June 30, 2020
	Without Donor Restrictions	Temporarily Restricted	Permanently Restricted	Subtotal	Total	
SUPPORT AND REVENUES						
Contributions of cash and other financial assets	\$ 11,819,633	\$ 119,538,403	\$ 9,878,306	\$ 129,416,709	\$ 141,236,342	\$ 170,916,354
Contributions of nonfinancial assets	6,485	9,546,229	1,075,900	10,622,129	10,628,614	1,131,815
Change in estimate for uncollectible pledges	-	1,494,000	2,746,000	4,240,000	4,240,000	789,000
Change in present value discount	2,000	(4,671,000)	1,662,000	(3,009,000)	(3,007,000)	759,000
Net investment return (loss)	237,831	166,042,019	4,097,259	170,139,278	170,377,109	32,225,629
Service agreement revenue	9,747,566	-	-	-	9,747,566	11,902,819
Asset management fees	2,715,672	-	-	-	2,715,672	2,200,961
Program revenue and memberships	31,000	-	-	-	31,000	(62,985)
Other revenue	1,465,878	-	-	-	1,465,878	808,896
Reclassification of donor intent and transfers	(760,850)	(395,375)	1,156,225	760,850	-	-
Net assets released from restriction	123,240,721	(123,240,721)	-	(123,240,721)	-	-
TOTAL SUPPORT AND REVENUES	148,505,936	168,313,555	20,615,690	188,929,245	337,435,181	220,671,489
EXPENSES						
Payments for the benefit of the University:						
Directly to the University:						
Donations and reimbursements	95,331,692	-	-	-	95,331,692	100,691,220
Scholarships - ASU selected	12,293,801	-	-	-	12,293,801	11,631,825
To Vendors on behalf of the University	7,265,860	-	-	-	7,265,860	29,087,035
Subtotal	114,891,353	-	-	-	114,891,353	141,410,080
Scholarships - Non ASU selected	381,053	-	-	-	381,053	958,585
Payments to other charitable entities	1,112,619	-	-	-	1,112,619	1,246,261
Total payments for the benefit of the University	116,385,025	-	-	-	116,385,025	143,614,926
Operating expenses:						
Salaries and benefits	14,062,171	-	-	-	14,062,171	14,236,078
Depreciation	1,489	-	-	-	1,489	1,488
Professional services	2,805,921	-	-	-	2,805,921	1,464,910
Other expense	5,405,350	-	-	-	5,405,350	6,117,087
Shared services	9,788,964	-	-	-	9,788,964	10,188,028
Total operating expenses	32,063,895	-	-	-	32,063,895	32,007,591
TOTAL EXPENSES	148,448,920	-	-	-	148,448,920	175,622,517
CHANGE IN NET ASSETS	57,016	168,313,555	20,615,690	188,929,245	188,986,261	45,048,972
NET ASSETS, BEGINNING OF PERIOD	2,250,734	389,736,818	603,728,330	993,465,148	995,715,882	950,666,910
NET ASSETS, END OF PERIOD	\$ 2,307,750	\$ 558,050,373	\$ 624,344,020	\$ 1,182,394,393	\$ 1,184,702,143	\$ 995,715,882

See Notes to Financial Statements

ARIZONA STATE UNIVERSITY FOUNDATION
for A New American University
STATEMENT OF FUNCTIONAL EXPENSES

Year Ended June 30, 2021
(with comparative totals for year ended June 30, 2020)

Year Ended June 30, 2021				
	Program	Management & General	Fundraising	Total
EXPENSES				
Payments for the benefit of the University:				
Directly to the University:				
Donations and reimbursements	\$ 95,331,692	\$ -	\$ -	\$ 95,331,692
Scholarships - ASU selected	12,293,801	-	-	12,293,801
To vendors on behalf of the University	7,265,860	-	-	7,265,860
Subtotal	114,891,353	-	-	114,891,353
Scholarships - Non ASU selected	381,053	-	-	381,053
Payments to other charitable entities	1,112,619	-	-	1,112,619
Total payments for the benefit of the University	116,385,025	-	-	116,385,025
Operating expenses:				
Salaries and benefits	107,479	225,136	13,729,556	14,062,171
Depreciation	-	1,489	-	1,489
Professional services	7,436	468,978	2,329,507	2,805,921
Other expense	2,016,357	14,529	3,374,464	5,405,350
Shared services	-	9,788,964	-	9,788,964
Total operating expenses	2,131,272	10,499,096	19,433,527	32,063,895
TOTAL EXPENSES	\$ 118,516,297	\$ 10,499,096	\$ 19,433,527	\$ 148,448,920

Year Ended June 30, 2020				
	Program	Management & General	Fundraising	Total
EXPENSES				
Payments for the benefit of the University:				
Directly to the University:				
Donations and reimbursements	\$ 100,691,220	\$ -	\$ -	\$ 100,691,220
Scholarships - ASU selected	11,631,825	-	-	11,631,825
To vendors on behalf of the University	29,087,035	-	-	29,087,035
Subtotal	141,410,080	-	-	141,410,080
Scholarships - Non ASU selected	958,585	-	-	958,585
Payments to other charitable entities	1,246,261	-	-	1,246,261
Total payments for the benefit of the University	143,614,926	-	-	143,614,926
Operating expenses:				
Salaries and benefits	-	-	14,236,078	14,236,078
Depreciation	-	1,488	-	1,488
Professional services	9,000	363,658	1,092,252	1,464,910
Other expense	3,631,609	309,422	2,176,056	6,117,087
Shared services	-	10,188,028	-	10,188,028
Total operating expenses	3,640,609	10,862,596	17,504,386	32,007,591
TOTAL EXPENSES	\$ 147,255,535	\$ 10,862,596	\$ 17,504,386	\$ 175,622,517

See Notes to Financial Statements

ARIZONA STATE UNIVERSITY FOUNDATION
for A New American University
STATEMENT OF CASH FLOWS

Year Ended June 30, 2021
(with comparative totals for year ended June 30, 2020)

	<u>2021</u>	<u>2020</u>
CASH FLOWS FROM OPERATING ACTIVITIES		
Change in net assets	\$ 188,986,261	\$ 45,048,972
Adjustments to reconcile change in net assets to net cash provided by (used in) operating activities		
Change in present value discount on pledges receivable	3,007,000	(759,000)
Change in estimate for uncollectible pledges	(4,240,000)	(789,000)
Net realized and unrealized investment (gains) or losses	(170,377,109)	(32,225,629)
Depreciation	1,488	1,488
Contributions restricted for long-term investment	(15,362,206)	(43,392,871)
(New) or terminated split-interest agreements	(2,359,303)	(284,040)
Change in present value of split-interest agreements	2,019,994	2,194,828
Changes in operating assets and liabilities:		
(Increase) / decrease in:		
Pledges receivable	10,423,114	(1,209,846)
Other receivables	1,754,807	(2,946,109)
Other assets	(8,590,038)	(1,469,411)
Increase / (decrease) in:		
Accounts payable and other liabilities	(1,737,516)	2,103,432
NET CASH PROVIDED BY (USED IN) OPERATING ACTIVITIES	<u>3,526,492</u>	<u>(33,727,186)</u>
CASH FLOWS FROM INVESTING ACTIVITIES		
Proceeds from sales of investments	503,228,312	374,426,280
Proceeds from sales of land and buildings held for investment	6,250	-
Purchases of investments	(596,826,250)	(369,422,916)
Change in assets held for other entities	60,597,901	(5,515,086)
NET CASH PROVIDED BY (USED IN) INVESTING ACTIVITIES	<u>(32,993,787)</u>	<u>(511,722)</u>
CASH FLOWS FROM FINANCING ACTIVITIES		
Proceeds from contributions restricted for long-term investment	27,484,874	37,332,975
NET CASH PROVIDED BY (USED IN) FINANCING ACTIVITIES	<u>27,484,874</u>	<u>37,332,975</u>
NET CHANGE IN CASH AND CASH EQUIVALENTS	<u>(1,982,421)</u>	<u>3,094,067</u>
CASH AND CASH EQUIVALENTS, BEGINNING OF PERIOD	<u>4,796,588</u>	<u>1,702,521</u>
CASH AND CASH EQUIVALENTS, END OF PERIOD	<u><u>\$ 2,814,167</u></u>	<u><u>\$ 4,796,588</u></u>
SUPPLEMENTAL DISCLOSURE OF CASH FLOW INFORMATION		
Disposal of property and equipment	<u><u>\$ 3,823,144</u></u>	<u><u>\$ 11,664</u></u>

See Notes to Financial Statements

ARIZONA STATE UNIVERSITY FOUNDATION
For A New American University

NOTES TO FINANCIAL STATEMENTS

June 30, 2021
(With comparative totals for June 30, 2021)

(1) Operations and summary of significant accounting policies

Operations – Arizona State University Foundation for A New American University (Foundation or Organization) is an Arizona nonprofit corporation and is recognized as a 501(c)(3) tax-exempt organization by the Internal Revenue Service (IRS). ASU Enterprise Partners (EP) serves as the sole member and parent and holding company of the Organization and is recognized as a 501(c)(3) tax-exempt organization by the IRS. The Organization supports Arizona State University (ASU or University) through raising, investing and managing private philanthropic gifts and serving as an advisor to the University President.

The significant accounting policies followed by the Organization are summarized below.

Basis of presentation – The financial statements of the Organization have been prepared on the accrual basis of accounting according to the accounting principles generally accepted in the United States of America (U.S. GAAP). The financial position and activities are reported according to two classes of net assets: without donor restrictions and with donor restrictions.

Net assets – Net assets and changes therein are classified and reported as follows:

- a. *Without Donor Restrictions* – Includes net assets that are not subject to donor restrictions, as well as unrestricted reserves associated with the operating activities of the Organization and any funds designated by the boards for various purposes.
- b. *With Donor Restrictions* – Includes net assets that are subject to donor restrictions, which the Foundation has defined into two categories.
 - *Temporarily restricted net assets* - Includes amounts for which donor-imposed purpose or time restrictions have not been met. Donor-restricted contributions for which restrictions are met within the same fiscal year as they are received are reported as temporarily restricted net assets within net assets with donor restrictions. Expenditures that fulfill the temporary restriction are shown as expenses in net assets without donor restrictions and a reduction in net assets with donor restriction revenue as a release from restriction.
 - *Permanently restricted net assets* - Includes amounts for which the donor-imposed restrictions state that the corpus is to be invested in perpetuity with the income to be made available for specified programs or uses. With the exception of certain permanently restricted contributions that the donor requires to be separately invested, all permanently restricted contributions are invested in a Long-Term Investment Pool (LTIP) or Sustainable Responsible Impact Pool (SRIP). Appreciation, depreciation, income and expense relative to the pooled investments are allocated to each endowment based upon the ratio of that endowment's investment balance to the total investment pool, and are shown as a change in temporarily restricted net assets or permanently restricted net assets, as governed by the terms of the endowment. If there are underwater endowments, the amount that the current value of the endowment is lower than corpus is shown as a reduction in net assets with donor restrictions. The Investment Committee analyzes the underwater policy each year to consider changes to the policy. No changes to the policy occurred in FY21.

Comparative financial information – The financial statements include certain prior-year summarized comparative information in total, but not by net asset class. Since prior-year information does not include sufficient detail to constitute a presentation in conformity with U.S. GAAP, such information should be read in conjunction with the Organization's audited financial statements as of and for the year ended June 30, 2020, from which the summarized information was derived.

ARIZONA STATE UNIVERSITY FOUNDATION
For A New American University

NOTES TO FINANCIAL STATEMENTS

June 30, 2021
(With comparative totals for June 30, 2021)

(1) Operations and summary of significant accounting policies (continued)

Management's use of estimates – The preparation of the financial statements in conformity with U.S. GAAP requires management to make estimates and assumptions that affect the reported amounts of assets and liabilities, the disclosure of contingent assets and liabilities at the date of the financial statements, and the reported amounts of revenues and expenses during the reporting period. Actual results may differ from the estimates. Significant estimates include allowance for uncollectible pledges, present value discount on pledges receivable, value of Level 3 investments, obligations under split-interest agreements, value of investment properties and estimated useful lives for depreciation of property and equipment.

Reclassifications – Certain amounts have been reclassified in the 2020 consolidated financial statements to conform to the presentation of the 2021 consolidated financial statements. The Organization reclassified two investments within the LTIP to new fair market hierarchy levels (See Footnote 5 - Investments). The Organization also reclassified investment returns in the endowment from Interest and dividends to Net realized and unrealized gains or (losses) and Change in assets due to others. The reclassification resulted in no change to overall temporarily restricted net assets (See Footnote 7 – Endowment and net asset classification).

Cash and cash equivalents – For purposes of reporting cash flows and cash balances, cash and cash equivalents include liquid accounts with original maturities of three months or less that are not designated for investment purposes. Cash deposits in qualifying domestic financial institutions are insured up to the limits of the Federal Deposit Insurance Corporation (FDIC) and at times may exceed those limits.

Pledges receivable – Unconditional promises to give (pledges) are recognized as assets and contribution revenue in the period the pledges are received. Conditional promises to give are recognized when the conditions (e.g., barriers) on which they depend are substantially met.

Pledges that are to be collected within one year are recorded at net realizable value. Pledges that are expected to be collected in future years are initially recorded at the fair value of their estimated future cash flows as of the date of the promise to give through the use of an expected present value calculation that discounts the risk-adjusted cash flows by an estimated risk-free interest rate. In periods subsequent to initial recognition, pledges are reported at the amount management expects to collect and are discounted over the collection period using the same interest rate determined at the time of initial recognition. The change in present value discounts is recorded as a change on the statement of activities and the estimate is adjusted up or down as the estimate changes each year.

An allowance for uncollectible pledges is estimated based on the Organization's collection history and is presented as a component of net pledges receivable. The change in estimate for uncollectible pledges is recorded as a change on the statement of activities and the allowance is adjusted up or down as the estimate changes each year.

Charitable trusts receivable – Periodically, the Organization learns it is the beneficiary of a charitable trust for which the Organization is not the trustee and the trust is held by others, such as banks, trust companies, or investment firms. In accordance with U.S. GAAP, the Organization records the fair value of the assets and the related gift income when the Organization is notified of its existence and the value can be reasonably determined. Gains or losses resulting from changes in actuarial assumptions and amortization of discounts are recorded as gains or losses in the appropriate net asset category in the statement of activities.

Investments – Investments are recorded at fair value. Fair value is defined as the price that would be received to sell an asset or paid to transfer a liability in an orderly transaction between market participants at the measurement date. U.S. GAAP establishes a framework for measuring fair value, establishes a fair value hierarchy based on the inputs used to measure fair value and enhances disclosure requirements for fair value measurements. This guidance maximizes the use of observable inputs and minimizes the use of unobservable inputs by requiring that the observable inputs be used when available.

ARIZONA STATE UNIVERSITY FOUNDATION
For A New American University

NOTES TO FINANCIAL STATEMENTS

June 30, 2021
(With comparative totals for June 30, 2021)

(1) Operations and summary of significant accounting policies (continued)

Observable inputs are inputs that market participants would use in pricing the asset or liability based on market data obtained from independent sources. Unobservable inputs reflect assumptions that market participants would use in pricing the asset or liability based on the best information available in the circumstances. The hierarchy is broken down into three levels based on the transparency of inputs as follows:

- **Level 1** - Quoted prices are available in active markets for identical assets or liabilities as of the report date. A quoted price for an identical asset or liability in an active market provides the most reliable fair value measurement because it is directly observable in the market.
- **Level 2** - Pricing inputs are other than quoted prices in active markets, which are either directly or indirectly observable as of the report date. The nature of these securities include investments for which quoted prices are available but traded less frequently and investments that are fair valued using other securities, the parameters of which can be directly observed.
- **Level 3** - Securities that have little to no pricing observability as of the report date. These securities are measured using management's best estimate of fair value, where the inputs into the determination of fair value are not observable and require significant management judgment or estimation.

Investments measured using a Net Asset Value (NAV) per share, or its equivalent, are not classified in the fair value hierarchy above because they may or may not be redeemed at the NAV or because redemption at NAV is uncertain due to lock-up periods or other investment restrictions.

Inputs are used in applying the various valuation techniques and broadly refer to the assumptions that market participants use to make valuation decisions, including assumptions about risk. Inputs may include price information, volatility statistics, specific and broad credit data, liquidity statistics and other factors. A financial instrument's level within the fair value hierarchy is based on the lowest level of any input that is significant to the fair value measurement. However, the determination of what constitutes "observable" requires significant judgment by the Organization. The Organization considers observable data to be market data that is readily available, regularly distributed or updated, reliable and verifiable, not proprietary and provided by independent sources that are actively involved in the relevant market. The categorization of a financial instrument within the hierarchy is based upon the pricing transparency of the instrument and does not necessarily correspond to the Organization's perceived risk of that instrument.

The fair values of publicly traded securities are based on quoted market prices. The fair value of securities related to investments in limited partnerships is measured using the NAV per share of the investment. Certain of the Organization's investments consist of equity interests in private venture companies. These companies are not publicly traded or do not have readily available fair values. These investments are initially evaluated to determine whether they are required to be consolidated or to be accounted for under the equity method of accounting. Investments that are not required to be consolidated or accounted for under the equity method are valued using the option pricing model. The option pricing model establishes a total equity value for the company and simultaneously allocates that total equity value among the company's various equity classes. The fair value of securities related to investments in commingled investment vehicles (Level 3) is generally based on price quotations for marketable securities or fair market value as determined by the external investment managers for non-marketable securities. Investment income is recorded on an accrual basis and purchases and sales of investment securities are reflected on a trade-date basis. Realized gains and losses are calculated using the average cost for securities sold.

Investments, in general, are exposed to various risks, such as interest rate, credit and market. Due to the level of risk associated with certain investment securities, it is at least reasonably possible that changes in the near term could materially affect account balances and the amounts reported in the accompanying financial statements.

ARIZONA STATE UNIVERSITY FOUNDATION
For A New American University

NOTES TO FINANCIAL STATEMENTS

June 30, 2021
(With comparative totals for June 30, 2021)

(1) Operations and summary of significant accounting policies (continued)

The Organization has ownership of certain cash and cash equivalents held, along with other marketable securities, by outside investment managers for the benefit of the Organization. Although these cash and cash equivalents are readily available, it is the intent of the Organization to hold these cash and cash equivalents for investment purposes, and accordingly, these cash and cash equivalents are classified as investment assets in the accompanying financial statements.

Split-interest agreements – The Organization is the trustee for two types of split-interest agreements: charitable remainder trusts and charitable gift annuities. Assets held in trust are invested in common trust funds. Contribution revenue is reported as the difference between the assets related to split-interest agreements and the related liabilities, and is classified as changes in temporarily restricted net assets (within net assets with donor restrictions). Liabilities associated with split-interest agreements represent the present value of the expected payments to the beneficiaries over the terms of the agreements. Gains or losses resulting from changes in actuarial assumptions and amortization of discounts are recorded as changes in the value of split-interest agreements in the appropriate net asset category in the statement of activities.

Property and equipment and related depreciation – Purchased property and equipment are recorded at cost. Donated property and equipment are recorded at the fair value as of the date of donation to the Organization. Purchased property and equipment in excess of \$5,000 are capitalized. Depreciation is computed using the straight-line method over the following estimated useful lives of the assets.

	<u>Estimated Useful Lives</u>
Buildings and improvements	40 years
Building fixtures	3 - 7 years
Equipment	3 - 7 years

Impairment of long-lived assets – The Organization reviews the carrying value of its long-lived assets for possible impairment whenever events or changes in circumstances indicate that the carrying amount of assets to be held and used may not be recoverable. Upon determining that an asset is impaired, the Organization reports the asset at the lower of the carrying amount or fair value less the costs to sell. Management does not believe there are any indications of impairment of any long-lived assets at June 30, 2021 and 2020.

Contributions – Contributions received are recorded as without donor restrictions or with donor restrictions depending on the existence and/or nature of any donor restrictions.

Contributed assets and services – Donations of securities, land, buildings and other non-monetary assets, which can be objectively measured, are recorded at fair value on the date of contribution. Assets that cannot be objectively measured are not included in the accompanying financial statements. Donated services of volunteers are not recorded in the accompanying financial statements since they do not meet the recognition criteria.

Revenue recognition – The Organization previously adopted Accounting Standards Codification (ASC) Topic 606, Revenue from Contracts with Customers. ASC 606 prescribes a five-step model that includes: (1) identify the contract; (2) identify the performance obligations; (3) determine the transaction price; (4) allocate the transaction price to the performance obligations; and (5) recognize revenue when (or as) performance obligations are satisfied. All significant revenue streams of the Organization are non-exchange transactions (e.g. contributions) and are not subject to ASC 606.

Revenue from exchange transactions, investment activities, rental and property management activities, management fees, other fees and non-contribution revenue are recognized when the transfer of risks and rewards of ownership and control pass to the customer. The Organization recognizes revenue at the agreed-upon amount stated in the contract for the aforementioned revenue transactions. Payments from customers are typically due

ARIZONA STATE UNIVERSITY FOUNDATION
For A New American University

NOTES TO FINANCIAL STATEMENTS

June 30, 2021
(With comparative totals for June 30, 2021)

(1) Operations and summary of significant accounting policies (continued)

upon receipt. For contracts that span over a period of time, revenue is recognized ratably over the term of the agreement or as the Organization achieves specified milestones.

Shared services - EP provides various supporting services to the Organization and charges a proportionate share of its actual costs. This is reflected as shared services in the statement of activities.

Reserves subsidy – EP may provide a subsidy to the Organization to help fund operations and for strategic new initiatives. These subsidies are determined annually through the budgeting process. This is reflected as a reserves subsidy in the statement of activities.

Functional expense allocation – Expenses are charged to program services, fundraising and management and general categories based on direct expenditures incurred. Any expenditure not directly chargeable to a functional expense category is allocated based on appropriate allocation methods, such as percentage of time spent or percentage of space used.

Reclassification of donor intent – From time to time, the Organization receives requests by donors or their designees to change the use for which the donor's original gift was intended. These donor requests are considered by the Organization, and if approved, may result in the reclassification of net assets between without donor restrictions and with donor restrictions. These reclassifications are reflected in the statement of activities as a reclassification of donor intent and transfers.

Income taxes –The Foundation is exempt from federal income tax under Section 501(a) as an organization described in Section 501(c)(3) and is further classified as a public charity as described in Sections 509(a)(1) and 170(b)(1)(A)(iv) of the Internal Revenue Code. Though generally tax-exempt it is subject to tax on income unrelated to its exempt purposes, unless that income is otherwise excluded by the Code. The Foundation has processes presently in place to ensure the maintenance of its tax-exempt status; to identify and report unrelated income; to determine its filing and tax obligations in jurisdictions for which it has nexus; and to identify and evaluate other matters that may be considered tax positions.

The Organization follows guidance that clarifies the accounting for uncertainty in tax positions taken or expected to be taken in a tax return, including issues relating to financial statement recognition and measurement. This guidance provides that the tax effects from an uncertain tax position can only be recognized in the financial statements if the position is "more-likely-than-not" to be sustained if the position were to be challenged by a taxing authority. The assessment of the tax position is based solely on the technical merits of the position, without regard to the likelihood that the tax position may be challenged.

The tax years ending June 30, 2021, 2020, 2019 and 2018 are still open to audit for both federal and state purposes. The Organization has determined that there are no material uncertain tax positions that require recognition or disclosure in the financial statements as June 30, 2021 and 2020.

Recent accounting pronouncements:

In February 2016, the FASB issued Accounting Standards Update 2016-02, *Leases (Topic 842)*. The guidance redefines the term "lease" to mean "conveys the right to control the use of identified property, plant and equipment for a period of time in exchange for consideration." The customer has the right to control if it receives both 1) the right to obtain substantially all economic benefits from using an asset and 2) the right to direct the use of that asset.

ARIZONA STATE UNIVERSITY FOUNDATION
For A New American University

NOTES TO FINANCIAL STATEMENTS

June 30, 2021
(With comparative totals for June 30, 2021)

(1) Operations and summary of significant accounting policies (continued)

- Lessee Impact: The key impact to lessees is the requirement to show operating leases on the statement of financial position through recognizing a Right of Use (ROU) asset and liability, with the lease liability measured at the present value of the future lease payments and the asset measured at the lease liability adjusted for payments made before lease commencement and initial indirect costs. The leases would be classified into financing leases (recognize interest expense and amortization based on the interest method) and operating leases (recognize rent expense on a straight-line basis over the lease term).
- Lessor Impact: The impact to lessors is minimal, remaining similar to today's standards. For direct financing leases, the lessor recognizes any loss up front, defers profit and accounts for investment in the lease using the interest method and for operating leases, recognizes an asset sale and accounts for the investment in the lease using the interest method of the lease term.

The new guidance is effective for annual reporting periods beginning after December 15, 2019. In July 2018 FASB further amended this standard to allow for a transition method that offers the option to use the effective date as the date of initial application and not adjust the comparative-period financial information. The Organization utilized this transition method, as well as a package of practical expedients that allowed the Organization to i) not reassess prior conclusions related to contracts that are or contain leases; ii) not reassess prior conclusions related to lease classifications; and iii) not reassess initial direct costs. The Organization adopted the new standard effective July 1, 2020. There is no impact of this implementation on the Foundation financial statements.

In September 2020, the FASB issued Accounting Standards Update 2020-07, *Presentation and Disclosures by Not-for-Profit Entities for Contributed Nonfinancial Assets*. The guidance requires that a Not-for-Profit (NFP) 1) presents contributed nonfinancial assets as a separate line item in the statement of activities apart from contributions of cash and other assets and 2) discloses a disaggregation of the contributed nonfinancial assets by category with qualitative information about a) whether the contributed nonfinancial assets were monetized or utilized during the reporting period; b) the NFP's policy regarding monetization or utilization; c) a description of any donor-imposed restrictions; d) a description of valuation techniques and inputs used to arrive at fair value; and e) the principal market used to arrive at fair value if it is a market in which the NFP is prohibited by a donor-imposed restriction from selling or using the contributed nonfinancial assets.

The new guidance is effective for annual reporting periods beginning after June 15, 2021; however, early adoption is permitted and the Organization has elected early adoption as of July 1, 2020.

(2) Liquidity and availability

Financial assets available for general expenditure, that is, without donor or other restrictions limiting their use, within one year of the statement of financial position date, comprise the following:

	<u>2021</u>	<u>2020</u>
Cash and cash equivalents	\$ 2,263,917	\$ 4,796,588
Unrestricted portion of net pledges receivable within one year	2,577,991	3,121,769
Other receivables, net within one year	1,265,826	3,353,076
Total liquidity and availability	<u>\$ 6,107,734</u>	<u>\$ 11,271,433</u>

ARIZONA STATE UNIVERSITY FOUNDATION
For A New American University

NOTES TO FINANCIAL STATEMENTS

June 30, 2021
(With comparative totals for June 30, 2021)

(2) Liquidity and availability (continued)

As part of the Organization's liquidity management, it has a policy to structure its financial assets to be available as its general expenditures, liabilities and other obligations become due. The Organization invests cash in excess of daily requirements in the Intermediate-Term Investment Pool (ITIP).

In addition to available financial assets, the Organization operates with a balanced budget and anticipates collecting sufficient revenue to cover all general expenditures.

(3) Pledges receivable, net

Pledges receivable, net, discounted using rates ranging from 0.6% to 6.0%, consist of the following unconditional promises to give:

	2021	2020
Gross pledges receivable	\$ 211,099,885	\$ 233,645,667
Present value discount	(19,776,000)	(16,769,000)
Allowance for uncollectible pledges	(47,283,000)	(51,523,000)
Pledges receivable, net	<u>\$ 144,040,885</u>	<u>\$ 165,353,667</u>

Gross pledges are receivable as follows:

Receivable in one year	\$ 73,555,742	\$ 79,618,955
Receivable in two to five years	79,478,447	57,406,173
Receivable after five years	58,065,696	96,620,539
Total gross pledges receivable	<u>\$ 211,099,885</u>	<u>\$ 233,645,667</u>

The Organization had conditional pledges receivable totaling approximately \$112.2 million and \$73.0 million at June 30, 2021 and 2020, respectively; no amounts are included in the above pledges receivable balance. Conditional pledges receivable are recorded when the conditions are substantially met.

(4) Other receivables

Other receivables include operating receivables generated through a variety of activities and are stated at the amount management expects to collect.

Other receivables relate to the following activities:

	2021	2020
Accounts receivable, trade	\$ 1,265,436	\$ 551,507
Accounts receivable, affiliate	332,443	2,790,707
Payroll and benefits	390	10,862
Total other receivables	<u>\$ 1,598,269</u>	<u>\$ 3,353,076</u>

Management provides for uncollectible amounts through a charge to earnings and a credit to the allowance for doubtful accounts based on its assessment of the current status of individual receivables. Management has determined that no allowance for uncollectible receivables as of June 30, 2021 and 2020 is needed.

ARIZONA STATE UNIVERSITY FOUNDATION
For A New American University

NOTES TO FINANCIAL STATEMENTS

June 30, 2021
(With comparative totals for June 30, 2021)

(5) Investments

The Organization holds investment funds in the Long-Term Investment Pool (LTIP), the Sustainable Responsible Impact Pool (SRIP), the Intermediate-Term (fka Short-Term) Investment Pool (ITIP) and Other Investments. Staff, the Investment Committee and the Board re-evaluated the objectives of the assets formerly held in the STIP. As a result of a revised mandate, this pool was renamed as the Intermediate-Term Investment Pool and certain assets were transferred from the LTIP to the ITIP where appropriate.

Investments consist of:

2021	LTIP	SRIP	ITIP	Other	Total
Global equities	\$ 390,221,384	\$ 132,144,851	\$ 41,625,159	\$ 20,266,265	\$ 584,257,659
Global fixed income	190,792,135	42,871,617	122,671,238	717,352	357,052,342
Diversifying strategies	131,632,216	-	21,214,159	-	152,846,375
Real assets	149,312,704	592,387	-	245,963	150,151,054
Private capital	175,307,927	-	-	-	175,307,927
Cash and cash equivalents	1,471,689	-	31,305,130	1,372,448	34,149,267
Total investments	<u>\$ 1,038,738,055</u>	<u>\$ 175,608,855</u>	<u>\$ 216,815,686</u>	<u>\$ 22,602,028</u>	<u>\$ 1,453,764,624</u>

2020	LTIP	SRIP	ITIP	Other	Total
Global equities	\$ 334,757,574	\$ 70,824,478	\$ -	\$ 15,174,250	\$ 420,756,302
Global fixed income	187,473,714	27,626,320	109,835,880	1,192,315	326,128,229
Diversifying strategies	119,935,243	-	-	-	119,935,243
Real assets	116,072,411	-	-	594,745	116,667,156
Private capital	101,298,120	-	-	-	101,298,120
Cash and cash equivalents	18,143,049	2,171,826	13,583,275	1,202,382	35,100,532
Total investments	<u>\$ 877,680,111</u>	<u>\$ 100,622,624</u>	<u>\$ 123,419,155</u>	<u>\$ 18,163,692</u>	<u>\$ 1,119,885,582</u>

ARIZONA STATE UNIVERSITY FOUNDATION
For A New American University

NOTES TO FINANCIAL STATEMENTS

June 30, 2021
(With comparative totals for June 30, 2021)

(5) Investments (continued)

Investment valuations are established and classified based on a variety of inputs. In accordance with Accounting Standards Codification (ASC) Topic 820, *Fair Value Measurement*, certain investments that are measured at fair value using the NAV per share (or its equivalent) have not been classified in the fair value hierarchy. The fair value amounts presented in this table are intended to permit reconciliation of the fair value hierarchy to the amounts presented in the statement of financial position. The input classifications or levels by investment category are shown in the following table:

2021	Level 1	Level 2	Level 3	NAV	Total
Global equities	\$ 460,291,143		\$ 113,930,609	\$ 10,035,907	\$ 584,257,659
Global fixed income	215,512,201	6,121,444	33,329,450	102,089,247	357,052,342
Diversifying strategies	186,693	2,000,000	20,850,772	129,808,910	152,846,375
Real assets	46,335,548		103,815,506	-	150,151,054
Private capital	519,712		174,788,215	-	175,307,927
Cash and cash equivalents	34,119,056		30,211	-	34,149,267
Total investments	<u>\$ 756,964,353</u>	<u>\$ 8,121,444</u>	<u>\$ 446,744,763</u>	<u>\$ 241,934,064</u>	<u>\$ 1,453,764,624</u>

2020	Level 1	Level 2	Level 3	NAV	Total
Global equities	\$ 342,404,988	\$ -	\$ 78,351,314	\$ -	\$ 420,756,302
Global fixed income	192,817,045	11,130,957	24,188,147	97,992,080	326,128,229
Diversifying strategies	325,677	-	15,453,588	104,155,978	119,935,243
Real assets	23,166,178	-	93,500,978	-	116,667,156
Private capital	-	-	101,298,120	-	101,298,120
Cash and cash equivalents	35,096,331	-	4,201	-	35,100,532
Total investments	<u>\$ 593,810,219</u>	<u>\$ 11,130,957</u>	<u>\$ 312,796,348</u>	<u>\$ 202,148,058</u>	<u>\$ 1,119,885,582</u>

Certain investments are valued using NAV and are reported at the net asset values calculated by the investment manager. These investments, at June 30, 2021, detailed in the following table, are subject to capital calls and specific redemption terms:

	Fair Value	Unfunded Commitments	Redemption Frequency (If Currently Eligible)	Redemption Notice Period
Global equities	\$ 10,035,907	\$ -	Monthly to quarterly	Daily - 60 days
Global fixed income	102,089,247	-	Daily to quarterly	Daily - 60 days
Diversifying strategies	129,808,910	-	Quarterly to not available	3 - 90 days
Total	<u>\$ 241,934,064</u>	<u>\$ -</u>		

Level 3 investments have unfunded commitments of approximately \$230.4 million as of June 30, 2021.

ARIZONA STATE UNIVERSITY FOUNDATION
For A New American University

NOTES TO FINANCIAL STATEMENTS

June 30, 2021
(With comparative totals for June 30, 2021)

(5) Investments (continued)

The following table summarizes the change in value of the Level 3 investments:

	Beginning	Realized or Unrealized Gains or			Ending
2021	Balance	(Losses)	Purchases	Sales	Balance
Global equities	\$ 78,351,314	\$ 35,579,286	\$ 10,000,009	\$ (10,000,000)	\$ 113,930,609
Global fixed income	24,188,147	2,028,215	7,314,499	(201,411)	33,329,450
Diversifying strategies	15,453,588	3,201,863	5,911,674	(3,716,353)	20,850,772
Real assets	93,500,978	(864,516)	25,133,307	(13,954,263)	103,815,506
Private capital	101,298,120	47,358,647	49,625,442	(23,493,994)	174,788,215
Cash and cash equivalents	4,201	(158,990)	185,000	-	30,211
Total Level 3	<u>\$ 312,796,348</u>	<u>\$ 87,144,505</u>	<u>\$ 98,169,931</u>	<u>\$ (51,366,021)</u>	<u>\$ 446,744,763</u>

	Beginning	Realized or Unrealized Gains or			Ending
2020	Balance	(Losses)	Purchases	Sales	Balance
Global equities	\$ 105,583,920	\$ 5,090,267	\$ 43,617	\$ (32,366,490)	\$ 78,351,314
Global fixed income	16,869,765	1,696,747	5,793,372	(171,737)	24,188,147
Diversifying strategies	12,120,890	(433,172)	6,904,684	(3,138,814)	15,453,588
Real assets	84,332,824	(2,431,793)	18,364,920	(6,764,973)	93,500,978
Private capital	83,508,182	6,037,136	35,382,674	(23,629,872)	101,298,120
Cash and cash equivalents	22,367	(122,833)	104,667	-	4,201
Total Level 3	<u>\$ 302,437,948</u>	<u>\$ 9,836,352</u>	<u>\$ 66,593,934</u>	<u>\$ (66,071,886)</u>	<u>\$ 312,796,348</u>

The investments are diversified both by asset class and within asset classes. As a general practice, the endowment investments are managed by external investment management firms.

The global equities include domestic and international equities, including emerging market investments, which are invested in either publicly traded equities listed on national exchanges or in limited partnerships or commingled formats.

The global fixed income investments include US treasuries, securitized debt, agency and corporate bonds, as well as sovereign debt from other nationalities.

Diversifying strategies investments typically include hedge funds, but may include other diversifying strategies oriented investments that are more liquid than private capital investments. These diversifying strategies are meant to diversify in order to supplement traditional portfolios and are usually offered through partnership structures. Hedge funds may combine long positions with short positions to reduce overall market exposure, though, not all hedge funds "hedge" against market exposure. They also include diverse strategies that attempt to identify or exploit pricing inefficiencies between related securities or involve transaction-based strategies that tend to have lower statistical correlations to traditional equity and fixed income markets. Examples of these strategies are convertible arbitrage, event-driven arbitrage, fixed income arbitrage, distressed securities, and equity market-neutral. Investments in the underlying funds may include publicly traded securities, but may also include less liquid investments.

ARIZONA STATE UNIVERSITY FOUNDATION
For A New American University

NOTES TO FINANCIAL STATEMENTS

June 30, 2021
(With comparative totals for June 30, 2021)

(5) Investments (continued)

Real assets investments include global energy, natural resource, real estate and inflation-linked bond investments. Real assets may be publicly traded or illiquid, private investments.

Private capital includes investments in private equity, venture capital, opportunistic credit and distressed credit limited partnerships.

(6) Land and buildings held for investment

Land and buildings held for investment are recorded at the fair value on the date of acquisition and are periodically revalued through the use of a third-party appraiser, comparable market analysis, or property tax valuation statement. Changes in fair value are included in net investment return on the statement of activities.

Land and buildings held for investment includes

	2021	2020
Copper mine	\$ 633,000	\$ 633,000
Other gifted properties	43,030	49,280
Total land and buildings held for investment	<u>\$ 676,030</u>	<u>\$ 682,280</u>

(7) Endowment and net asset classifications

Management of the Organization's endowments is governed by laws in the state of Arizona based on the Uniform Prudent Management of Institutional Funds Act (the statute). The Organization has interpreted the statute as requiring the preservation of the fair value of the original gift as of the gift date of the donor-restricted endowment funds absent explicit donor stipulations to the contrary. As a result of this interpretation, the Organization classifies as permanently restricted net assets (within net assets with donor restrictions): (a) the original value of gifts donated to the permanent endowment; (b) the original value of subsequent gifts to the permanent endowment; and (c) accumulations to the permanent endowment made in accordance with the direction of the applicable donor gift instrument at the time the accumulation is added to the fund. From time to time, the fair value of assets associated with individual donor-restricted endowment funds may fall below the level required to be held in perpetuity. For these funds, the change in value is shown as net investment return within net assets with donor restrictions and is reported in net assets with donor restrictions.

The Organization's endowments by net asset category are shown in the following table:

2021	Temporarily Restricted	Permanently Restricted	Total
Donor-restricted endowments	\$ 175,176,835	\$ 560,251,506	\$ 735,428,341
Quasi-endowments	110,649,080	-	110,649,080
Total funds	<u>\$ 285,825,915</u>	<u>\$ 560,251,506</u>	<u>\$ 846,077,421</u>

2020	Temporarily Restricted	Permanently Restricted	Total
Donor-restricted endowments	\$ 61,557,413	\$ 526,437,247	\$ 587,994,660
Quasi-endowments	82,906,103	-	82,906,103
Total funds	<u>\$ 144,463,516</u>	<u>\$ 526,437,247</u>	<u>\$ 670,900,763</u>

ARIZONA STATE UNIVERSITY FOUNDATION
For A New American University

NOTES TO FINANCIAL STATEMENTS

June 30, 2021
(With comparative totals for June 30, 2021)

(7) Endowment and net asset classifications (continued)

Included in the Organization's endowments are the ASU Trust (Trust) assets held under a trust agreement with the University and the ASU Alumni Association's (Alumni) assets held under an investment management agreement with the Alumni. The Trust's and the Alumni's funds are maintained separately on the financial system of the Organization and receive a proportional share of the activity of the LTIP or SRIP as appropriate. As such, the Organization owns the assets of the LTIP and SRIP; the Trust and the Alumni have a financial interest in the LTIP or SRIP but do not own any of the underlying assets. The Organization has recorded a liability at fair value to the Trust and the Alumni.

Assets held for other entities consists of:

	<u>2021</u>	<u>2020</u>
ASU Trust	\$ 371,177,633	\$ 256,932,221
ASU Alumni Association	<u>23,394,742</u>	<u>19,020,892</u>
Total assets held for other entities	<u>\$ 394,572,375</u>	<u>\$ 275,953,113</u>

The associated financial statements include a non-endowed asset held for others in the amount of \$37,989,448 and \$24,843,250 as June 30, 2021 and 2020, respectively that is not included in the above totals.

The Organization's endowment is invested in the LTIP and SRIP. The Organization's investment policies for the LTIP and SRIP are reviewed periodically. The long-term financial objectives are to produce a relatively predictable and stable payout stream that increases over time, at least as fast as the general rate of inflation, and to preserve inter-generational equity by achieving a growth rate that at least keeps pace with the general rate of inflation, net of spending.

From time to time, the fair value of assets associated with individual donor-restricted endowment funds may fall below the level that the donor or the statute requires the Organization to retain as a fund of perpetual duration. In accordance with US GAAP, for the year ended June 30, 2021, one deficiency of this nature exists in a donor-restricted endowment, with an original gift value of \$31,796, a current fair value of \$31,550 and a deficiency of \$246. As of June 30, 2020, there were 238 deficiencies totaling \$2,426,726 from an original gift value of \$108,201,978 and a fair value of \$105,775,252.

The spending policy for the endowment follows the objectives of the investment policy and establishes the amount made available for spending from the endowment. The spending policy is based on a constant growth formula, in which the amount available for spending is based on the prior-year spending amount plus a current year inflation factor measured at mid-fiscal year, collared by a cap and floor based on a percentage of a 12-quarter moving average. The inflation rate used for 2021 was 1.4% and for 2020 was 2.3%. The cap and floor were based on 4.25% and 3.25% for both 2021 and 2020, respectively. In the event the current market value of the endowment is less than the historical gift value, spending will continue unless the gift agreement does not permit spending in this circumstance.

ARIZONA STATE UNIVERSITY FOUNDATION
For A New American University

NOTES TO FINANCIAL STATEMENTS

June 30, 2021
(With comparative totals for June 30, 2021)

(7) Endowment and net asset classifications (continued)

Changes in endowment net assets are shown in the following table:

2021	With Donor Restrictions		Total
	Temporarily Restricted	Permanently Restricted	
Endowment net assets, June 30, 2020	\$ 144,463,516	\$ 526,437,247	\$ 670,900,763
Contributions and other additions	9,600,578	28,560,775	38,161,353
Investment return:			
Interest and dividends	13,759,592	444,200	14,203,792
Net realized and unrealized gains or (losses)	212,355,878	4,596,911	216,952,789
Assets due to others	<u>(71,167,559)</u>	<u>-</u>	<u>(71,167,559)</u>
Total investment return	\$ 154,947,911	\$ 5,041,111	\$ 159,989,022
Appropriation for expenditure	(26,429,452)	(943,852)	(27,373,304)
Reclassification of donor intent	<u>3,243,362</u>	<u>1,156,225</u>	<u>4,399,587</u>
Endowment net assets, June 30, 2021	<u>\$ 285,825,915</u>	<u>\$ 560,251,506</u>	<u>\$ 846,077,421</u>

2020	With Donor Restrictions		Total
	Temporarily Restricted	Permanently Restricted	
Endowment net assets, June 30, 2019	\$ 143,474,700	\$ 496,513,913	\$ 639,988,613
Contributions and other additions	4,305,392	37,554,719	41,860,111
Investment return:			
Interest and dividends	16,481,198	434,138	16,915,336
Net realized and unrealized gains or (losses)	14,699,709	(211,385)	14,488,324
Assets due to others	<u>(8,439,723)</u>	<u>194</u>	<u>(8,439,529)</u>
Total investment return	\$ 22,741,184	\$ 222,947	\$ 22,964,131
Appropriation for expenditure	(23,645,749)	(542,980)	(24,188,729)
Reclassification of donor intent	<u>(2,412,011)</u>	<u>(7,311,352)</u>	<u>(9,723,363)</u>
Endowment net assets, June 30, 2020	<u>\$ 144,463,516</u>	<u>\$ 526,437,247</u>	<u>\$ 670,900,763</u>

ARIZONA STATE UNIVERSITY FOUNDATION
For A New American University

NOTES TO FINANCIAL STATEMENTS

June 30, 2021
(With comparative totals for June 30, 2021)

(8) Assets held under split-interest agreements

The Organization is currently the beneficiary of certain charitable remainder trusts (CRT) where the Organization is the trustee. The Organization also administers certain charitable gift annuities (CGA). The CRT's and CGA's provide for the payment of distributions to the grantor or other designated beneficiaries over the trust's or annuity's term (usually the designated beneficiary's lifetime). At the end of the CRT's or CGA's term, the remaining assets are available for use by the Organization as specified by the grantor. The portion of the trust attributable to the present value of the future benefits to be received by the Organization is recorded as a temporarily restricted contribution (within net assets with donor restrictions) in the period the trust is established.

Investments held in the trusts and annuities are invested in equities and bonds and reported at fair value. On an annual basis, the Organization revalues the liability to make distributions to the designated beneficiaries based on actuarial assumptions. Adjustments to reflect the present value of the estimated annuity payments and changes in actuarial assumptions are included as a component of net investment return in the statement of activities. The present value of the estimated payments for the trusts and annuities, shown below, is calculated using a discount rate of 1.2% for 2021 and 0.6% for 2020, and is based on mortality expectations found in the IRS Actuarial Valuations Publication.

The Organization is the beneficiary of certain life insurance instruments. The assets contributed under the life insurance policies are carried at fair value, approximated by the cash surrender value of the policy, and are shown in the table below.

Assets held under split-interest agreements consists of:

	<u>2021</u>	<u>2020</u>
Charitable gift annuities		
Equities	\$ 6,189,447	\$ 3,267,914
Fixed income	2,162,617	1,605,921
Other	<u>60,496</u>	<u>62,565</u>
	<u>8,412,560</u>	<u>4,936,400</u>
Charitable remainder trusts		
Equities	1,191,743	600,371
Fixed income	638,522	600,331
Other	<u>22,150</u>	<u>341,927</u>
	<u>1,852,415</u>	<u>1,542,629</u>
Life insurance	<u>128,094</u>	<u>115,497</u>
Total assets held under split-interest agreements	<u><u>\$ 10,393,069</u></u>	<u><u>\$ 6,594,526</u></u>

Obligations under split-interest agreements consists of:

	<u>2021</u>	<u>2020</u>
Charitable gift annuities	\$ 3,991,084	\$ 2,313,323
Charitable remainder trusts	<u>964,089</u>	<u>585,009</u>
Total obligations under split-interest agreements	<u><u>\$ 4,955,173</u></u>	<u><u>\$ 2,898,332</u></u>

ARIZONA STATE UNIVERSITY FOUNDATION
For A New American University

NOTES TO FINANCIAL STATEMENTS

June 30, 2021
(With comparative totals for June 30, 2021)

(9) Property and equipment, net

Property and equipment consists of:

	<u>2021</u>	<u>2020</u>
Building fixtures	\$ 24,918	\$ 24,918
Equipment		
Information systems	-	3,492,374
Other equipment	<u>260,937</u>	<u>591,705</u>
Total cost	285,855	4,108,997
Accumulated depreciation	<u>(282,877)</u>	<u>(4,104,532)</u>
Total property and equipment, net	<u>\$ 2,978</u>	<u>\$ 4,465</u>

Depreciation expense charged to operations totaled \$1,489 and \$1,488 for the years ended 2021 and 2020, respectively.

(10) Accounts payable and other liabilities

Accounts payable and other liabilities consists of:

	<u>2021</u>	<u>2020</u>
Accrued expenses	\$ 21,694	\$ 133,985
General accounts payable	1,834,697	2,985,686
Payroll liabilities	1,819,956	2,064,151
Unallocated gift revenue	(746,840)	(567,628)
Deferred revenue/rent	<u>2,373</u>	<u>53,202</u>
Total accounts payable and other liabilities	<u>\$ 2,931,880</u>	<u>\$ 4,669,396</u>

ARIZONA STATE UNIVERSITY FOUNDATION
For A New American University

NOTES TO FINANCIAL STATEMENTS

June 30, 2021
(With comparative totals for June 30, 2021)

(11) Net assets with donor restrictions

Temporarily and permanently restricted net assets (within net assets with donor restrictions) are available for the following purposes:

	2021		2020	
	<u>With Donor Restrictions</u>		<u>With Donor Restrictions</u>	
	Temporarily Restricted	Permanently Restricted	Temporarily Restricted	Permanently Restricted
Academic support	\$ 99,304,009	\$ 168,757,853	\$ 72,425,447	\$ 168,596,347
Athletics	15,488,714	4,526,276	12,906,687	4,340,510
Capital	34,773,533	-	28,554,644	-
Discretionary use for ASU	24,146,063	18,819,557	20,320,382	18,672,241
Faculty	79,525,157	141,173,985	42,651,680	134,156,020
Financial aid	128,141,023	192,007,778	81,355,941	186,751,128
Library	1,901,327	2,956,349	1,286,026	3,005,141
Miscellaneous	6,594,384	137,557	4,664,092	137,557
Operations and maintenance	1,177,489	-	1,199,327	-
Research	60,520,112	43,511,702	54,702,379	43,375,914
Specific programs	139,276,562	86,701,963	99,289,594	83,350,472
Pledge reserve and discount	(32,798,000)	(34,249,000)	(29,619,381)	(38,657,000)
Total restricted net assets	<u>\$ 558,050,373</u>	<u>\$ 624,344,020</u>	<u>\$ 389,736,818</u>	<u>\$ 603,728,330</u>

ARIZONA STATE UNIVERSITY FOUNDATION
For A New American University

NOTES TO FINANCIAL STATEMENTS

June 30, 2021
(With comparative totals for June 30, 2021)

(12) Net investment return (loss)

Net investment return (loss) consists of:

	<u>With Donor Restrictions</u>			<u>Total</u>
	<u>Without Donor Restriction</u>	<u>Temporarily Restricted</u>	<u>Permanently Restricted</u>	
2021				
Dividends and interest	\$ 8,300	\$ 13,762,981	\$ 444,199	\$ 14,215,480
Change in value of split interest agreements	176,280	1,263,564	-	1,439,844
Net realized gain/(loss)	24,460	61,130,614	664,163	61,819,237
Net unrealized gain/(loss)	30,237	163,576,666	4,056,224	167,663,127
Change in assets due to others	-	(70,490,870)	(943,851)	(71,434,721)
Investment management fees	(1,446)	(3,200,936)	(123,476)	(3,325,858)
Net investment return	<u>\$ 237,831</u>	<u>\$ 166,042,019</u>	<u>\$ 4,097,259</u>	<u>\$ 170,377,109</u>

	<u>With Donor Restrictions</u>			<u>Total</u>
	<u>Without Donor Restriction</u>	<u>Temporarily Restricted</u>	<u>Permanently Restricted</u>	
2020				
Dividends and interest	\$ 6,016	\$ 16,501,533	\$ 434,138	\$ 16,941,687
Change in value of split interest agreements	(9,359)	1,352,300	-	1,342,941
Net realized gain/(loss)	1,606	40,617,216	95,384	40,714,206
Net unrealized gain/(loss)	(34,133)	(12,210,019)	(198,223)	(12,442,375)
Change in assets due to others	-	(9,959,361)	(542,786)	(10,502,147)
Investment management fees	-	(3,720,137)	(108,546)	(3,828,683)
Net investment return	<u>\$ (35,870)</u>	<u>\$ 32,581,532</u>	<u>\$ (320,033)</u>	<u>\$ 32,225,629</u>

ARIZONA STATE UNIVERSITY FOUNDATION
For A New American University

NOTES TO FINANCIAL STATEMENTS

June 30, 2021
(With comparative totals for June 30, 2021)

(13) Contributed nonfinancial assets

For the year ended June 30, 2021, contributed nonfinancial assets recognized within the Statement of Activities included:

	<u>2021</u>	<u>2020</u>
Fine art	\$ 9,047,000	\$ 1,020,000
Interest in private LP	1,537,000	-
Donated golf materials	-	68,275
Donated auction items	-	32,023
Precious metals	24,643	-
Donated books	13,368	9,389
Other	<u>6,603</u>	<u>2,128</u>
Total contributed nonfinancial assets	<u>\$ 10,628,614</u>	<u>\$ 1,131,815</u>

Valuation techniques:

Contributed real estate and fine arts are valued using appraisals conducted by professional appraisers certified in the respective industry. Donated auction items and other contributed supplies are valued using estimated US retail prices of identical or similar products considering the goods' condition and utility for use at the time of contribution.

Donor restriction and contributed nonfinancial assets use:

All gifts were recognized in accordance with donor restrictions, when applicable.

	<u>2021</u>	<u>2020</u>
Academic support	\$ -	\$ 68,275
Faculty	9,681,013	1,020,000
Financial aid	101,493	1,208
Other	839,624	42,332
Unrestricted	<u>6,484</u>	<u>-</u>
Total contributed nonfinancial assets	<u>\$ 10,628,614</u>	<u>\$ 1,131,815</u>

The Organization's general practice is to monetize real estate or fine art gifts, depending upon current market conditions. Other donated items are utilized by the Organization or University to further support the donor purpose. In FY21, the fine art was not monetized by fiscal year-end, the interest in the private LP was monetized and the other contributed nonfinancial assets were utilized in accordance with donor purpose.

ARIZONA STATE UNIVERSITY FOUNDATION
For A New American University

NOTES TO FINANCIAL STATEMENTS

June 30, 2021
(With comparative totals for June 30, 2021)

(14) Other revenue

Other revenue consists of:

	<u>2021</u>	<u>2020</u>
ASU program support	\$ 50,223	\$ 460,297
Services provided to affiliate	-	40,000
Miscellaneous	1,415,655	308,599
Total other revenue	<u>\$ 1,465,878</u>	<u>\$ 808,896</u>

(15) Net assets released from restrictions

Net assets were released from restriction for the following purposes:

	<u>2021</u>	<u>2020</u>
Academic support	\$ 16,041,071	\$ 11,448,597
Athletics	347,686	4,176,088
Capital	148,483	6,612,555
Discretionary use for ASU	1,469,456	1,160,440
Faculty	4,263,071	3,963,684
Financial aid	13,851,223	12,990,664
Library	57,836	112,483
Miscellaneous	17,239,808	18,695,116
Operations and maintenance	402,537	353,490
Research	41,358,955	39,308,766
Specific programs	<u>28,060,595</u>	<u>51,446,646</u>
Total net assets released from restrictions	<u>\$ 123,240,721</u>	<u>\$ 150,268,529</u>

(16) Retirement plan

The Organization sponsors a 401(k) savings plan (Plan) that provides retirement benefits for employees who meet the following eligibility criteria: eligible for medical and dental insurance and a minimum age of 18 years. There are three components to the Plan: employee contributions, discretionary matching of employee contributions by the employer and employer discretionary contributions.

The first component of the Plan is employee contributions made through payroll deductions in accordance with requirements of the Plan. An employee may contribute part of his or her annual compensation to the Plan, limited to a maximum annual amount as set periodically by the IRS. Employee contributions to the Plan are immediately vested.

The second component of the Plan is the employer discretionary matching of employee contributions by the Organization. The Organization matches 50% of the employee's contribution, not to exceed 3% of the employee's compensation. The Organization's matching contributions to the Plan were approximately \$290,000 and \$257,000 for the years ended June 30, 2021 and 2020, respectively.

ARIZONA STATE UNIVERSITY FOUNDATION
For A New American University

NOTES TO FINANCIAL STATEMENTS

June 30, 2021
(With comparative totals for June 30, 2021)

(16) Retirement plan (continued)

The third component of the Plan provides for employer discretionary contributions by the Organization. The annual contribution for the year ended June 30, 2021 was 4% of compensation for all eligible employees. The Organization's discretionary contributions were approximately \$415,000 and \$380,000 for the years ended June 30, 2021 and 2020, respectively.

Employer contributions vest evenly over five years.

(17) Related party transactions

From time to time, the Organization may receive or transfer cash to or from related entities. Contributions from these entities are reflected in contributions and were \$2,911,436 and \$1,896,192 in fiscal years ended 2021 and 2020, respectively. Donations to related entities are reflected in other expense and were \$4,424,748 and \$3,735,000 in 2021 and 2020, respectively. Services provided by a related entity were \$289,406 and \$275,625 in fiscal years ended 2021 and 2020, respectively.

During fiscal years 2021 and 2020, the Organization recognized contribution revenue from the members of the Organization's Board of Directors of \$235,822 and \$269,005, respectively. At June 30, 2021 and 2020, net unconditional pledges receivable from the members of the Foundation's Board of Directors were \$780,238 and \$314,000, respectively.

ARIZONA STATE UNIVERSITY FOUNDATION
For A New American University

NOTES TO FINANCIAL STATEMENTS

June 30, 2021
(With comparative totals for June 30, 2021)

(18) Fair value of financial instruments and fair value measurements

For the financial and non-financial instruments, except for investments, noted throughout the accompanying financial statements and notes that are measured at fair value on a recurring basis, the following table summarizes the valuation based on the fair value hierarchy level detailed in Note 1:

2021	Level 1	Level 2	Level 3
Assets at fair value (recurring basis)			
Charitable trusts receivable	\$ -	\$ -	\$ 1,719,895
Land and buildings held for investment	-	-	676,030
Assets held under split interest agreements	10,393,069	-	-
Total assets at fair value	<u>\$ 10,393,069</u>	<u>\$ -</u>	<u>\$ 2,395,925</u>
Liabilities at fair value (recurring basis)			
Assets held for other entities	\$ -	\$ -	\$ 432,561,823
Total liabilities at fair value	<u>\$ -</u>	<u>\$ -</u>	<u>\$ 432,561,823</u>
2020	Level 1	Level 2	Level 3
Assets at fair value (recurring basis)			
Charitable trusts receivable	\$ -	\$ -	\$ 1,858,725
Land and buildings held for investment	-	-	682,280
Assets held under split interest agreements	6,594,526	-	-
Total assets at fair value	<u>\$ 6,594,526</u>	<u>\$ -</u>	<u>\$ 2,541,005</u>
Liabilities at fair value (recurring basis)			
Assets held for other entities	\$ -	\$ -	\$ 300,796,363
Total liabilities at fair value	<u>\$ -</u>	<u>\$ -</u>	<u>\$ 300,796,363</u>

Disclosure related to the fair value hierarchy for investments is included in Note 5.

For all financial instruments not addressed previously and not reported at fair value, the carrying amounts approximate fair value due to the following factors:

- Cash and cash equivalents, other receivables, accounts payable and other liabilities because of the short-term maturities of these instruments;
- Pledges receivable and obligations under split-interest agreements at initial recording because the risk-adjusted cash flows are discounted using applicable risk free rates; and

ARIZONA STATE UNIVERSITY FOUNDATION
For A New American University

NOTES TO FINANCIAL STATEMENTS

June 30, 2021
(With comparative totals for June 30, 2021)

(19) Fair value of financial instruments and fair value measurements

The change in value of the assets, except for investments, and liabilities measured using Level 3 inputs is shown in the following table:

		Total Realized or Unrealized		
	Beginning Balance	Gains or (Losses)	Purchases or (Sales)	Ending Balance
2021				
Level 3 assets				
Charitable trusts receivable	\$ 1,858,725	\$ (138,830)	\$ -	\$ 1,719,895
Land/Buildings held for investment	682,280	-	(6,250)	676,030
Total Level 3 assets	<u>\$ 2,541,005</u>	<u>\$ 138,830</u>	<u>\$ (6,250)</u>	<u>\$ 2,395,925</u>
Level 3 liabilities				
Assets held for other entities	\$ 300,796,363	\$ 131,765,460	\$ -	\$ 432,561,823
Total Level 3 liabilities	<u>\$ 300,796,363</u>	<u>\$ 131,765,460</u>	<u>\$ -</u>	<u>\$ 432,561,823</u>
		Total Realized or Unrealized		
	Beginning Balance	Gains or (Losses)	Purchases or (Sales)	Ending Balance
2020				
Level 3 assets				
Charitable trusts receivable	\$ 1,312,842	\$ 545,883	\$ -	\$ 1,858,725
Land/Buildings held for investment	682,280	-	-	682,280
Total Level 3 assets	<u>\$ 1,995,122</u>	<u>\$ 545,883</u>	<u>\$ -</u>	<u>\$ 2,541,005</u>
Level 3 liabilities				
Assets held for other entities	\$ 295,809,301	\$ 4,987,062	\$ -	\$ 300,796,363
Total Level 3 liabilities	<u>\$ 295,809,301</u>	<u>\$ 4,987,062</u>	<u>\$ -</u>	<u>\$ 300,796,363</u>

(20) Subsequent events

The Foundation evaluated subsequent events through August 31, 2021, which is the date these financial statements were issued.